

# L. S. Q. G. NEWSLETTER

Lee's Summit Quilter's Guild, established 1983

## A Message from our President

I received Electric Quilt 7 (EQ7) for Christmas. I love it. However I am learning very quickly that it can suck you in and take your entire day before you know it. If you are not familiar with this computer program, it allows you to design a quilt using the hundreds of patterns and fabrics included with the program. The risk is that I may never actually handle real fabric or sew again. It is way too much fun to just play with it all on my laptop while I am snuggled in my favorite chair. I have had to make a commitment to myself to not spend more than an hour a day playing with EQ7. Guess you could call it my resolution which leads me to my poor memory.

We normally collect resolutions from the membership at the January meeting and hopefully see the results of those resolutions in September. I completely forgot as obviously did many of you because no one reminded me until the next day.

In February, you will find a 3 x 5 card on your chair. If you choose to play, on the card record your name and a project you resolve to work on this year. Please be specific as to what part of the project you resolve to complete. You can resolve to complete a quilt, create the top, get the binding done, etc. You must be able to show the quilt in September so don't list a project that you plan to give away before then. It is your responsibility to remember your resolution; all the cards will be sealed in an envelope and put away until the September guild meeting.

Everyone who completes their resolution and shows it at the September guild meeting will be entered into a drawing for a wonderful prize.

Blessings, *Pam*



## UPCOMING EVENTS

**February 13: Missouri Star Quilt Co.** - Home of the Daily Deal.

5.00 guest fee for program

<http://www.missouriquiltco.com/store-front>

**February 20: Winter Workshop** – see article on page 2 for details  
(there will be no Bee this date)

**March 12: Candy Hargrove** – I'm a Quilt Designer and so are YOU!

5.00 guest fee for program

Harvest Tumble Workshop – 25.00

**March 19: Bee** at the Duck Pond 9am – 4pm

**April 9: Barbara Eikmeier** – It's All in the Sashings

5.00 guest fee for program

**April 16: Bee** at the Duck Pond 9am – 4pm

## 2012 Resolutions

Your resolution(s) for 2012 will be collected at the February guild meeting. Becky Camacho has agreed to be the keeper of the resolutions. You will be provided with a 3x5 card. If you want to resolve to work on/complete a specific quilt project, record it on the card along with your name. Becky will have a box for you to place the card in. In September we will reveal your resolutions. Those who complete their resolution and show it at the September meeting will go into a drawing for a wonderful prize. The project must be available to be seen at the September meeting. There is no penalty for not completing your resolution but there are normally some great excuses. You **MUST** remember your resolution. The cards will be sealed in the box and not opened until the September meeting. If you cannot attend the February meeting, you can send your resolution with another guild member.

### Winter Workshop - Monday, February 20<sup>th</sup>

We will meet at the church in our usual meeting location from 9am to 4pm.

We will have a sit & sew with a catered lunch for \$10.00 or you may just sit and sew for \$3.00

Come join your fellow guild members for a day of sewing and fellowship.



### Lee's Summit Quilters' Guild Guild Minutes, January 9, 2012

The regular meeting of the Lee's Summit Quilters' Guild was called to order by President Pam Dooley at 9:03 a.m. on January 9, 2012 at Woods Chapel United Methodist Church with 89 members and eight guests present.

The minutes for the December guild meeting were approved as published. The treasurer's report for December was approved and submitted for audit. Questions had arisen concerning the recent large expenditure from the General Fund. Money from the General Fund is used to purchase durable goods; the guild has just purchased additional quilt racks for the Quilt Shows and several smaller items such as stepladders to use primarily at the Quilt Shows.

**Old Business:** There was no old business.

**New Business:** The Membership Committee has the guild's new directories with members' photographs included. Please remember to pick up your new directory. If you have a friend who still needs his or hers, please take one for him or her.

If you are interested in having a professional massage at the Winter Retreat, please sign up at the Programs table. \$15 for the massage is due at sign-up.

The Wooden Spool in Excelsior Springs has dropped its fabric prices as a thank-you gift for its customers. Regular fabric now cost \$9/yard, and batiks now cost \$10/yard.

**Cares and Concerns:** Ann Roe's husband had a stroke. Nelda Witham is still recovering from her recent surgery. Janie Wagner had been sick but was well enough to attend the meeting.

**New Favorite Thing:** Pam Dooley showed a new, less expensive way to hang quilts. You can buy Command Strips, heavy-duty magnets, and a thin steel rod at a hardware store for less than \$10. You attach the magnets to your wall with the Command Strips, and the magnets hold the thin steel

rod in place. Rods come in three-, four-, and six-foot lengths, and some hardware stores will cut them for you.

**Visitors and New Members:** Today the guild welcomed five new members and eight visitors. Our new members are Bonnie Meyers, Karen Nordsieck, Judy Woodburn, Eugena Turner, and Judy Redding. Our visitors were Barbara Shields, Judy Redding, Tammy Van Beber, Judy Woodburn, Cathie Goodwin, Cathy Eckhorst, Eugena Turner, and Betty E. Mintan.

### **Committee Reports:**

**Programs:** Gloria Long and Jeannette Thulin will present today's program on Cotton Theory. Jenny Doan from the Missouri Star Quilt Company will be here for February's program. In March, quilt designer Candy Hargrove who also designs for Andover Fabrics will present the program.

**Quilt Show 2012:** The Quilt Show will be on November 2<sup>nd</sup> and 3<sup>rd</sup> with setup on November 1<sup>st</sup>. Elaine Boten and Judy Sewell will have the next Quilt Show 2012 Committee meeting at 11:00 a.m. on Monday, February 6<sup>th</sup> at the Duck Pond (if it is available).

**Winter Retreat:** Donna Bland needs to know participants' wishes for their room assignments. The last pre-payment before Retreat was due at today's meeting.

**Winter Workshop:** Because not enough people signed up, there will be no formal classes at Winter Workshop on Monday, February 20<sup>th</sup>. Please contact Jan Lally for any refund. Instead, Winter Workshop will be a Sit and Sew at the church from 9:00 a.m. until 4:00 p.m. this year. Because we need to pay rent for the room at the church, Winter Workshop will now cost \$3 without lunch and \$10 with the catered lunch.

**Ways and Means:** Jan Hoffman only has 116 cookbooks left. Each cookbook contains 300 recipes and only costs \$10. All of the acid-free quilt bags have been sold, but, if there is enough interest, the guild can consider ordering more.

**Guild Projects:** The Round Tuits' projects were not shown because none of the January "winners" were present. They will be able to show their completed projects in February. Also, Nancy Solsberg had extra Round Tuits, so Roberta Brown, Judy Redding, and Karen Nordsieck will also be able to show their completed Round Tuit projects in February.

This month the Mystery Quilt will be hourglass blocks. Please check the next newsletter for directions.

A monthly 2-1/2"-strip swap began today. If you are interested, please bring 12 prewashed 2-1/2" strips cut the width of the same fabric in a plastic bag labeled with your name. *All strips should be folded individually in order to make it easier for Nancy.* She will swap out the strips, and you can use yours however you would like. Please put the strips for the current month's meeting in the orange basket. If you choose to bring a future month's strips early, please place them in the pink basket. Each month the strips should be in the assigned color. February's color is red; and the red strips must be predominantly red (i.e., no red hearts on a white background). March's color is green. By the end of the year each participant should have plenty of strips for a quilt top. It is not required to participate each month.

There will be a potholder exchange in March. If you do make a potholder for the exchange, please use only several layers of cotton batting or a nonflammable batting in the potholder. Polyester batting is not suitable for potholders.

**Quilt Show 2012 Boutique:** Pam Dooley and Nancy Solsberg will have projects for each month's Bee at the Duck Pond. (Note: the Sit and Sew at Winter Workshop replaces the Bee in February.) This month's projects will be little thread catchers and car caddies big enough to hold water bottles. Nancy and Pam would like donations of the following items to help make future projects: candy bags like those for M & Ms and Skittles—please cut the crinkly part off rather than tear it; Ramen noodle wrappers; color-coordinating fat quarters; cute buttons that are about 3/8" or 1/2" in diameter; small pieces of Velcro; pineapple cans; and nylon zippers of a size to be named later.

**Door Prizes:** Carol Netter—Moda scrap bag; Lauren Bartelt—Moda dessert roll; Elly Gray—fat quarter bundle; Jan Hoffman—Gypsy Gripper and storage box; Judy Kane—scissors and storage box; Patsy Pendergraph—"Dreaming in Color" book; and Sharon Stella—"Garden Beauty" book.

**Show and Tell:** Sharon Neuer—"Whimsey Stars;" Jean Brown—"Wild Side;" Mary Lou Pick—February, March, April, and May table hangings; Dorothy Dinwiddie—row Round Robin quilt and "Trees;" Earlene Vaughn—a Quilt for Valor; Rita Perkins—a baby quilt; Rosemary Stockman—a quilt for her daughter; Karen Nordsieck—"Baskets;" Jeanie Watson—"Black/White Delight;" Lauren Bartelt—table runners; Becky Camacho—a iron caddy; and Mary Ann Holdmeyer—a small donation quilt and "Breaking in the New."

The meeting was adjourned at 10:17 a.m. for an interesting program on Cotton Theory presented by Jeannette Thulin and Gloria Long. These ladies also brought several Cotton Theory-based gifts which they gave as their personal door prizes.

Respectfully submitted,

Mary Lou Pick, Recording Secretary

### Lee's Summit Quilters' Guild Receipts & Disbursements – January 2012

<u>Receipts</u>	Membership	\$ 205.00
	Name Tags	\$ 14.00
	Advertising Directory	\$ 75.00
	Quilt bags	\$ 42.00
	Cook books	\$ 70.00
	Program Cotton Theory	\$ 260.00
	Tall Oaks	\$ 100.00
	Tall Oaks	<u>\$ 1,700.00</u>
		<b>\$ 2,466.00</b>
<u>Disbursements</u>	Program	\$ 680.00
	MO State Fair	\$ 100.00
	Rent	\$ 100.00
	Program Lunch	\$ 11.42
	Tall Oaks refund	\$ 150.00
	Auto owners Insurance	\$ 208.00
	News letter	<u>\$ 28.60</u>
		<b>\$ 1,278.02</b>
Net Receipts & Disbursements		<b>\$ 1,187.98</b>
Balance in Checkbook		<b>\$ 21,856.62</b>
Balance for Tall Oaks		<b>\$ 4,996.25</b>

## Quilt Show November 2011

	<b>INCOME</b>	<b>EXPENSES</b>	
Baskets	\$ 370.00	\$ 17.75	Card stock
Boutique	\$ 2,049.00	\$ 16.28	Bed turning lifts
Front Desk (623)	\$ 1,869.00	\$ 45.16	Mailing publicity
Vendors space	\$ 1,210.00	\$ 45.00	Publicity
<b>TOTAL</b>	<b>\$ 5,498.00</b>	\$ 25.00	Judging
		\$ 38.23	Vendors
		\$ 90.37	Ribbons
		\$ 6.04	Plastic gloves
		\$ 13.64	Boutique exhibit
		\$ 36.20	Baskets
		\$ 57.14	Boutique
		\$ 50.00	Janitor
		\$ 100.00	American Quilt
		\$ 69.33	Shipping American Quilt
		\$ 14.73	Featured Quilter
		\$ 450.00	Church rent
		\$ 30.00	Bed turnings
		\$ 183.42	Publicity
		\$ 18.00	Corsage pins
		\$ 10.48	Envelopes
		\$ 95.00	Advertising
		\$ 68.60	Hospitality supplies
		<b>\$ 1,480.37</b>	
<b>NET PROFIT</b>	<b>\$ 4,017.63</b>		

## QUILT SHOW 2012 COMMITTEE MEETING

The Quilt Show 2012 Committee will meet on Monday, February 6, 2012, at the 11:00 A.M. at the Duck Pond building, Raintree Lake. We will discuss the show categories and have any reports from committees ready to report. See you there!

## QUILT SHOW 2012 COMMITTEE MEMBERS November 1-3, 2012

Co-Chairmen:	Judy Sewell	Elaine Boten
Hanging of Quilts/ Quilt Frames	Donna Bland	Diane Cox
Greeting Table:	Roberta Brown	Jan Lally
Publicity:	Sharon Neuer	Cheryl Gross
Registration:	Diane Cox	Nancy Solsberg
Boutique:	Pam Dooley	Nancy Solsberg
Silent Auction:	Becky Camacho	Judy Rick
Guild Corner:	Kay Woody	Juanita Brents
Viewer's Choice:	Georgia Stull	Jenifer Dick
Bed Turning:	Pat Wheeler	Karen Pylman
Hospitality:	Elly Gray	Sue Williams
Vendors:	Marilyn Gussman	Carla McFarland
Demonstrations:	Diana Walden	Carole Bliss
Volunteer		
Coordinator:	Mary Lou Pick	Nancy Andrews
Feature Quilter:	Peggy Patterson	Edwina Smith
Security Chief:	Margaret Swanson	
Signage:	Jan Hoffman	Mary Nelson
Prize Patrol:	Georgene Jurgensen	Becky Kempf

### Quilt Show Boutique Items:

It is not too early to begin working on items to donate to the boutique at the quilt show in November. Items that sell well are pot holders, crocheted dish cloths, bags and purses of all sizes but especially ones that hold quilting supplies and e-readers (also i-pads). Baby items sell well also. The boutique will also be selling used quilt books and magazines so start saving those. They will be collected in Sept. and October. Also fat quarters, yardage, quilt notions and quilt kits, either new or started. There will be a laundry basket by the welcome table each month to collect items for the boutique. Mini-classes on items for the boutique will be offered at bee each month. For questions, contact Pam Dooley, [4pam2rd@gmail.com](mailto:4pam2rd@gmail.com) or 816-272-6112.

## 2-1/2" STRIP SWAP

Here's what you need to do: Buy one yard of good quality 100% cotton fabric or dig one out of your stash. Pre-wash and iron it. One yard should yield 14 strips. Cut [14] 2-1/2" x width of fabric strips. Fold them individually, stack and place 12 of them in a plastic bag with your name on it. Keep two for yourself. Bring them to the meeting and drop them in my Orange basket. I will take them home sort them and you will get back 12 different strips. PROVIDING we have 12 that participate. If we do not you may get more than one duplicate. Our library has books on what to do with 2-1/2" strips and at Quilt College we learned how to do "tube" quilting. Each month will be a different theme and they are listed below:

February: reds [as in Valentine's Day but not necessarily novelty prints but tone on tones, small prints, etc.]

March: greens [any shades from light to dark]

April: yellows [any shades from light to dark]

May: pinks [any shades from light to dark]


June: blues [any shades from light to dark]

July: red, white and blues [think Patriotic]

August: browns [anything from brown to rust]

September: novelty prints [small to medium prints of any color]

Please keep prints small to medium in size, no large prints please. If you drop your strips off when you get to the meeting, we can see if we can get them swapped out before the end of the meeting so you can pick them up the same day. This will depend on the response to the swap. You can join in every month or selected months. And if you are going to be gone and have a month that you want to swap, bring them early and I will hold them. Just put the month on the label with your name. Contact me, Nancy Solsberg, if you want to volunteer to help each month with the swapping out at the meeting.



## Pot Holder Exchange

This will be a one-time one month swap. Make a pot holder of your choice in any color. I do suggest that you use Insul-Brite and a layer of 100% cotton in your pot holders. Place it in a brown bag with your name on it. Bring it to the March Meeting and we will swap them out there. Drop them off to me at the Guild Project Table and we will draw numbers to see whose bag you get. Be creative. I believe we had some really cute "cupcake" pot holders at the boutique. If you cannot make it to the March meeting and want to do this swap, bring your "bag" to the February meeting. Oh, and while you are making one for the swap, why not make one for the boutique.

**“JUST DESSERT”  
2011-2012 MYSTERY QUILT  
CLUE # 4**

**Small Quilt:**

**Cutting Instructions:**

From Fabric #2 [background fabric]:

Cut [1] 5-1/4" x wof strips \*


Sub-cut [8] 5-1/4" squares , cut twice on the diagonal [X]

From Fabric # 5 [medium dark fabric]:

Cut [1] 5-1/4" strips \*

Sub-cut [8] 5-1/4" squares, cut twice on the diagonal [X]

\*Note: If the width of your fabric is less than 42" wide once you trim off the selvage edge, you may need to cut one more 5-1/4" square to get the total of 8 squares




Cut twice on the diagonal



**Piecing Instructions:**


Pair a background triangle with a medium dark triangle. Have the background fabric on top. Sew from the straight edge to the point. Always keep the background fabric on top and sew to the point, this will ensure that your color placement is correct and you will not have to do any un-sewing. Sew all the triangles together.

Press towards the darker fabric



Lay two pieced triangles together matching the center seams and points; sew together. The background fabric should be opposite each other. Press either direction. They should measure 4-1/2" square. Bag and label block B.

Make 16





### **MEDIUM QUILT:**

#### **Cutting instructions:**

From fabric #2 [background fabric]:

Cut [5] 5-1/4" x wof strips

Sub-cut: [34] 5-1/4" squares, cut twice on the diagonal [X]

From fabric #5 [medium dark fabric]:

Cut [5] 5-1/4" x wof strips

Sub-cut: [34] 5-1/4" squares, cut twice on the diagonal [X]


#### **Piecing Instructions:**

Piece together as instructed under the small quilt piecing directions above.

You will need to make [68] hourglass blocks.

They should measure 4-1/2" square.

Bag and label block B.



### **LARGE QUILT:**

#### **Cutting Instructions:**

From fabric #2 [background fabric]:

Cut [6\*] 5-1/4" x wof strips

Sub-cut: [48] 5-1/4" squares, cut twice on the diagonal [X]

From fabric #5 [medium-dark fabric]:

Cut [6\*] 5-1/4" x wof strips

Sub-cut [48] 5-1/4" squares, cut twice on the diagonal [X]

\*Note: If the width of your fabric is less than 42" wide once you trim off the selvage edge, you may need to cut one more 5-1/4" strips to get the total squares needed.


#### **Piecing Instructions:**

Piece together as instructed under the small quilt piecing directions above.

You will need a total of [96] hourglass blocks

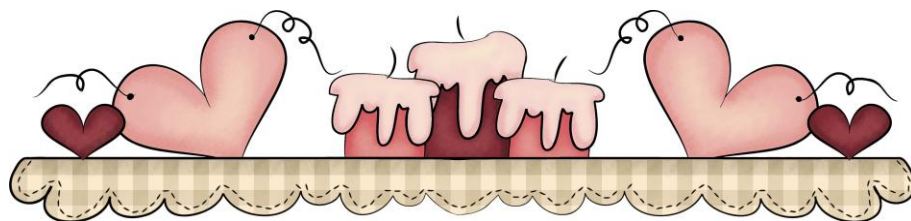
They should measure 4-1/2" square.

Bag and label block B.



## Massages at 2012 Retreat

The February meeting will be your last chance to sign up for a 15 minute chair massage at retreat. Massages will be available on the Tuesday of retreat. All massages must be paid for no later than the February guild meeting (\$15). The massage therapist is the one used by Pam Dooley and she is amazing. If enough sign up, she will bring a colleague along who is equally amazing. Tips to the therapist are appreciated.



## Looking Ahead.....Tall Oaks Retreat “2013”

Yes, we are already planning for next years' retreat. We have been in contact with the manager at Tall Oaks & have had them pencil us in for 7 days next year. Since the retreat filled up so fast for this year we thought we would offer 2 back to back retreats for 2013. The deciding factor will be the interest by guild members. We will start the first session at 2PM on Friday, March 15th through noon on Monday March 18th. The second session will start at 2PM on Monday March 18th & end on Thursday March 21st at noon.

We will have a sign-up sheet at the February 13th meeting for anyone who is interested in attending. There will be no money due at that time. This is just to see what the interest level would be. At the time of signing up you will need to designate whether you would be interested in the first session or the second session. Also you will be asked if you are flexible as to which session you can attend in case one fills up. If you will be unable to attend the February meeting but are interested in the 2013 retreat please let us know by phone or email which session you are interested in so we can get you on the list. After determining if there is sufficient interest in a double session we will confirm the dates with Tall Oaks.

We again will be offering a payment plan for the 2013 retreat. The first installment of \$50. will be due at the April 9th meeting. The payment schedule will be the same as in the past. First payment due at the April meeting, 2nd payment due at the July meeting, 3rd payment due at the October meeting, 4th payment due at the January meeting & balance payable at the retreat.

If you have any questions regarding the retreat please feel free to contact Donna Bland at 816-537-8218 or via email at lardon67@yahoo.com or Diane Cox at 816-820-5541 or via email at diane9617@gmail.com . We will also be available at the next guild meeting either prior to the meeting, at break or after the program.

## ABOUT THE BEE.....

Georgene Jurgensen is our Bee Keeper.  
The Bee is the 3<sup>rd</sup> Monday of the month.

Due to the Winter Workshop being February 20<sup>th</sup>, there will be NO Bee in February.

Next Bee is March 19.

Location: The Duck Pond Clubhouse at Raintree subdivision.

Directions: From the intersection of Hwy 291 and Hwy 150, go west on Hwy 150 to the first light. This is Raintree Blvd.


Turn south on Raintree following the road until you reach the church. Turn right on Cole Younger about 2 blocks on the left is the duck pond clubhouse. Unload in the front, park on the street. There are no steps and easy entrance for machines.



## Membership

Don't forget to pick up your membership directories and cards at the next meeting. The new directory replaces the old one in its entirety. If your photo was not included and you had one taken, we apologize. We are going to take photos one last time at the February meeting. If you would like to be added to the photo directory or are a new member, please come prepared for a photo. If you had one taken and aren't in the directory, you'll need to have yours re-taken as well. Sorry for the inconvenience.

Jenifer and Jan



## Welcome New Members:

Bonnie Meyers, Karen Nordsieck, Judy Woodburn, Eugena Turner, and Judy Redding  
So glad to have you with us!

**Lee's Summit Quilters' Guild**  
Diane Cox, Newsletter Coordinator  
9617 Windsor Drive  
Lee's Summit, Missouri 64086

## First Class



# Next Meeting



**February 13, 2012 9:00 a.m.**

**Remember your show and tell item(s) And your name badge**  
**Woods Chapel United Methodist Church, 4725 NE Lakewood Way, Lee's Summit, MO 64064**

You can find the Lee's Summit Quilters' Guild website at:

<http://lsqg.blogspot.com/>

**Bad Weather** - If the Lee's Summit Schools are cancelled or delayed due to bad weather, any guild function will be cancelled.