


LSQG ~BOM ~ 2010-2011
~ BLOCK 8 ~ FRAYED SAWTOOTH STAR ~

Note: wof means width of fabric
 Units are the block components.

Cutting Instructions:

Background fabric: Cut [1] 7-1/4" square, cut twice on the diagonal [X [B]
 Cut [1] 2" x wof strip
 Sub-cut [8] 2" squares [A] and
 [4] 2" x 3-1/2" rectangles [D]



For star points [medium to dark print]:

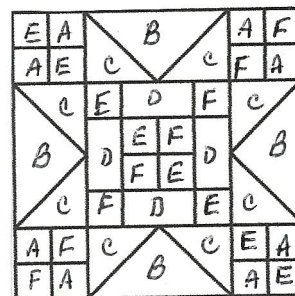
Cut [4] 3-7/8" squares, cut once on the diagonal [/] [C]

From medium to dark print that contrasts with star points:

Cut [8] 2" squares [E]

From a 2nd medium to dark print that contrasts with star points:

Cut [8] 2" squares [F]




Piecing Instructions:

Sew [2] [E] squares together with [2] [F] squares to make one four patch block.
 It should measure 3-1/2".



Sew a [D] background rectangle to each of two sides of the four patches. Press away from 4 patch block.
 Sew an [E] and a [F] square to each end of the remaining [D] rectangles. Press towards the rectangle.
 Sew a rectangle unit on the top and bottom of the four patches. Press away from the four patch.
 The middle unit should measure 6-1/2".



Make four flying geese units. Sew a [C] small triangle to the [B] large background triangle.
 Sew from the outside point to the center point being careful not to stretch the pieces. Press away
 from the large triangle. Place a [C] small triangle on the opposite side and sew from the outer point to the
 middle again being careful not to stretch the pieces. Press away from the large triangle. These should
 measure 3-1/2" x 6-1/2".



From the remaining small squares make [4] four patch blocks. Make [2] with one of the medium to dark prints
 and background fabric and make [2] with the other medium to dark prints and background. They should
 measure 3-1/2".



Lay your block units out like the diagram. Sew the top row of block units together. Press towards the four
 patch blocks. Sew the middle block units together. Press towards the center block away from the flying geese
 blocks. Sew the bottom row of block units together. Press towards the four patch blocks.
 Your block should measure 12-1/2".

